



Proposed Prohibition on Concentrated Animal Feeding Ordinance in Sonoma County

MEMORANDUM

To: Board of Supervisors

From: Economic Development Board

Date: May 14, 2024

Re: Proposed Prohibition on Concentrated Animal Feeding Ordinance in Sonoma County




Economic Impact

In response to the proposed ordinance, the local University of California Cooperative Extension contracted with the College of Agriculture at California State University, Chico Agribusiness Institute to conduct an Economic Impact Analysis of the Prohibition on Concentrated Animal Feeding Operations in Sonoma County. The results of this analysis presented a significant impact to the Sonoma County economy referencing losses in agricultural products (\$259 million), reductions in spending through the region (\$38 million) in addition to a significant loss of labor income and employment. The findings of the report conclude that "for every job lost from the livestock and poultry production sector, we can expect to lose one additional job from the Sonoma County economy".

The estimated production value of Sonoma County's agricultural animal sector is approximately \$180,119,777 (2022 Sonoma County Crop Report). Out of thirteen different animal sectors within the region, there are five that could be impacted by the approval of this ordinance including: Cattle or cow/calf pairs, Mature or dairy cattle, Chicken other than laying hens, laying hens or broilers and ducks, equating to approximately 97% (\$175,146,377) of the region's total production value.

Large Size Threshold – Confined Animal Feeding Ordinance (CAFO)

Animal Sector	Total Businesses	District 1	District 2	District 3	District 4	District 5
Mature or dairy cattle	5	1	3	-	-	1
Chicken other than laying hens	2	1	-	-	-	1
Laying hens or broilers	4	-	2	-	2	-
Total	11	2	5	0	2	2

BOARD OF DIRECTORS	KATHRYN HECHT, CHAIR - JORGE ALCAZAR SKIP BRAND – BETZY CHAVEZ - LINDA KACHIU WAYNE LEACH - REGINA MAHIRI - RICHARD MARZO JORDAN KIVELSTADT – NICHOLAS SCHWANZ ETHAN BROWN, EXECUTIVE DIRECTOR		707.565.7170		WWW.SONOMAEDB.ORG	
		141 STONY CIRCLE, STE 110 SANTA ROSA, CA 95401				






Medium Size Threshold – Confined Animal Feeding Ordinance (CAFO)

Animal Sector	Total Businesses	District 1	District 2	District 3	District 4	District 5
Cattle or cow/calf pairs	5	1	1	-	1	2
Mature or dairy cattle	33	-	21	1	-	11
Chicken other than laying hens	5	1	2	1	-	1
Laying hens or broilers	5	-	5	-	-	-
Ducks	1	-	1	-	-	-
Total	49	2	30	2	1	14

- A total of 60 varying agriculture businesses may be directly impacted by the passing of this ordinance, 49 of which may fall within the Medium Confined Animal Feeding Ordinance size threshold.
- All businesses that potentially fall within either the Large or Medium CAFO size threshold are in Unincorporated Sonoma County.
- While impacted businesses are spread across all five Supervisorial Districts of Sonoma County, 58% (35) are located within the Second District and 27% (16) within the Fifth District.

As stated in the Executive Summary of the “Prohibition on Concentrated Animal Feeding Operations” Supporting Arguments document produced by the University of California Cooperative Extension, Sonoma County dairies and poultry facilities represent the most impacted animal sectors for this proposed ordinance. These sectors implement animal care standards through those required by the National Organic Program or through third-party welfare certification programs. 100% of dairies managing 200 or more cows (medium and large size per CAFO index) implement one or more of these tools. Additionally, Proposition 12 is a voter driven initiative requiring space minimums for egg-laying hens, veal, and breeding hog operations. Those operations regulated under this law in Sonoma County retain Distributor Registration and comply with the law. Humane handling and disease prevention directly help achieve the ethical and financial goals of farms.

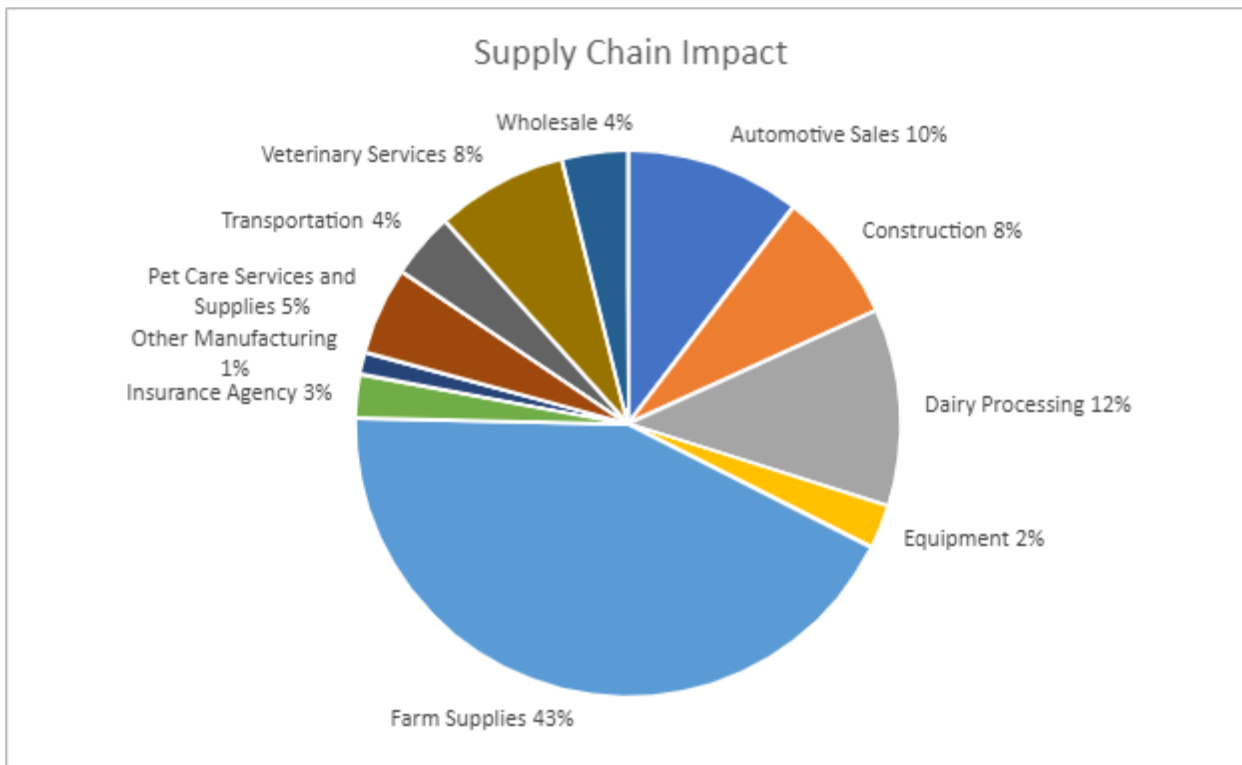
Production of local food and the establishment of food security as well as food mileage are important for not only the local economy but for the business owners and families of our surrounding areas and communities. The farther away food must travel to get to consumers, the more emissions are created and higher the cost of that food.

BOARD OF DIRECTORS	KATHRYN HECHT, CHAIR - JORGE ALCAZAR SKIP BRAND – BETZY CHAVEZ - LINDA KACHIU WAYNE LEACH - REGINA MAHIRI - RICHARD MARZO JORDAN KIVELSTADT – NICHOLAS SCHWANZ ETHAN BROWN, EXECUTIVE DIRECTOR	 707.565.7170	 WWW.SONOMAEDB.ORG	
	141 STONY CIRCLE, STE 110 SANTA ROSA, CA 95401			






For the impacted businesses referenced above to successfully comply with the requirements of this proposed ordinance, in addition to any existing regulatory requirements, the necessary livestock reductions would be insurmountable given the standard business model for agriculture and/or farming.

In addition to businesses within the agriculture sector directly impacted by this ordinance, there will also be an additional impact to businesses that provide a variety of supplies and services to the local agriculture sector. Examples of these businesses include, but aren't limited to veterinary services, farm product/feed suppliers, automotive and tractor retailers as well as construction equipment and materials.



- More than 80 additional local businesses located in both Unincorporated and Incorporated areas of Sonoma County, as well as outside of the county may be indirectly impacted by the passing of this ordinance.
- 43% (33) of these businesses are retailers providing local agriculture businesses with basic farm and feed supplies.
- While impacted businesses are spread across all five Supervisorial Districts of Sonoma County, 51% (42) are located within the Second District.

BOARD OF DIRECTORS	KATHRYN HECHT, CHAIR - JORGE ALCAZAR SKIP BRAND – BETZY CHAVEZ - LINDA KACHI U WAYNE LEACH - REGINA MAHIRI - RICHARD MARZO JORDAN KIVELSTADT – NICHOLAS SCHWANZ ETHAN BROWN, EXECUTIVE DIRECTOR	 707.565.7170	 WWW.SONOMAEDB.ORG	
	141 STONY CIRCLE, STE 110 SANTA ROSA, CA 95401			

Sonoma County Prohibition on Concentrated Animal Feeding Ordinance

	Size Threshold			Business County			Monetary	Total Land Acreage			Workforce	Housing	Business Impact by District															County Jurisdiction							
													District 1			District 2			District 3			District 4			District 5			Unincorporated				Incorporated			
Animal Sector	Large CAFOs (Large)	Medium CAFOs (Medium)	Small	Large	Medium	Small	Estimated Production Value	Large	Medium	Small	# of Employees Impacted	# of Persons Housed	Large	Medium	Small	Large	Medium	Small	Large	Medium	Small	Large	Medium	Small	Large	Medium	Small	Large	Medium	Small	Large	Medium	Small		
Cattle or cow/calf pairs	1,000+	300 0 999	<300	0	5	75	\$ 20,880,400.00	0.00	15,000.00	225,000.00			0	1	15	0	1	20	0	0	10	0	1	10	0	2	20	0	5	75	0	0	0		
Mature or dairy cattle	700+	200 0 699	<200	5	33	12	\$ 114,869,077.00	13,899.96	35,983.70	1,998.23	323	642	1	0	1	3	21	8	0	1	0	0	0	0	1	11	3	5	33	12	0	0	0		
Veal calves	1,000+	300 0 999	<300	0	0	0	\$ -	0.00	0.00	0.00	0	0	0	0	0	0	0	0	0	0	0	0	0	0	0	0	0	0	0	0	0	0	0		
Swine <55 lbs	2,500+	750 0 2,499	<750	0	0	10	\$ 472,300.00	0.00	0.00	1,500.00	0	0	0	0	0	0	4	0	0	0	0	0	0	2	0	0	4	0	0	0	0	0	0	0	
Swine >55 lbs	10,000+	3,000 0 9,999	<3,000	0	0	0	\$ -	0.00	0.00	0.00	0	0	0	0	0	0	0	0	0	0	0	0	0	0	0	0	0	0	0	0	0	0	0	0	
Horses	500+	150 0 499	<150	0	0	0	\$ -	0.00	0.00	0.00	0	0	0	0	0	0	0	0	0	0	0	0	0	0	0	0	0	0	0	0	0	0	0	0	
Sheep or lambs	10,000+	3,000 0 9,999	<3,000	0	0	100	\$ 4,501,100.00	0.00	0.00	30,000.00	0	0	0	0	20	0	0	20	0	0	20	0	0	20	0	0	20	0	0	0	0	0	0	0	
Turkeys	55,000+	16,500 0 54,999	<16,500	0	0	0	\$ -	0.00	0.00	0.00	0	0	0	0	0	0	0	0	0	0	0	0	0	0	0	0	0	0	0	0	0	0	0	0	
Laying hens or broilers	30,000+	9,000 0 29,999	<9,000	0	0	0	\$ -	0.00	0.00	0.00	0	0	0	0	0	0	0	0	0	0	0	0	0	0	0	0	0	0	0	0	0	0	0	0	
Chicken other than laying hens	125,000+	37,500 0 124,999	<37,500	2	5	0	\$ 39,396,900.00	35.41	45.15	0.00	15	33	1	1	0	0	2	0	0	1	0	0	0	1	1	0	2	5	0	0	0	0	0		
Laying hens or broilers	82,000+	25,000 0 81,999	<25,000	4	5	2		220.00	120.00	100.00	85		0	0	0	2	5	2	0	0	0	2	0	0	0	0	0	0	5	5	2	0	0	0	
Ducks	30,000+	10,000 0 29,999	<10,000	0	1	2		0.00	350.00	20.00	31		0	0	0	0	1	2	0	0	0	0	0	0	0	0	0	0	1	2	0	0	0	0	
Ducks	5,000+	1,500 0 4,999	<1,500	0	0	0	\$ -	0.00	0.00	0.00	0	0	0	0	0	0	0	0	0	0	0	0	0	0	0	0	0	0	0	0	0	0	0	0	