

## MEMORANDUM

To: Mayor & Council  
From: Mike Healy & Karen Nau  
Date: August 28, 2023  
Re: September 11 Meeting – Story Poles

At our August 7 meeting staff advised that they would not be preparing a staff report for this item, which was continued to our September 11 meeting. In light of that, we are taking the liberty of providing some background information.

1. Story Poles are Authorized by Adopted Council Policy.

A “Resolution of the City Council of Petaluma Establishing a Policy for Proper Installation of Story Poles for Selected Development Projects” was adopted unanimously in 2005. See attached. The key provision is Section II(A), which provides:

A. Require developers and property owners to place story poles at the site of future construction when deemed appropriate by the reviewing authority. For the purpose of this policy the reviewing authority may be the Community Development Department staff, the Planning Commission, the Site Plan and Architectural Review Committee (SPARC) or the City Council.

Accordingly, story poles can be required if they are “deemed appropriate” by the city council.

2. Story Poles Have Been Required for Proposed Developments in Petaluma in the Past.

The most recent example where story poles were required was a small infill residential development on Sunnyslope Road near Smith Drive. See attached photo. A neighboring property owner reports: “I am so incredibly thankful that story poles were required for the Aspect project installed on Sunnyslope behind our street. I think the project is better today because of it.”

3. Story Poles are Feasible for the Proposed Appellation Hotel.

The proposed Appellation Hotel would be 68 feet 10 inches in height. A leading contractor specializing in story poles advises that story poles at that height are quite feasible, and has provided a photograph of a story pole installation it did at a height of 64 feet. See attached.

### Attachments

1. Agenda Request Memo.
2. Resolution No. 2005-200 N.C.S.
3. Photograph of story poles installed on Sunnyslope Road, 2018.
4. Web page of California Story Poles.
5. Photograph of 64 foot tall story pole installation by California Story Poles.

RECEIVED

JUL 18 2023

CITY CLERK


MEMORANDUM

To: Kendall Sawyer  
cc: Peggy Flynn  
Subject: Agenda Request


Pursuant to Rule II(A)(3) of the Council's Rules, Policies and Procedures, the undersigned hereby request that the following item be added to the agenda for the August 7, 2023 regular meeting of the Petaluma City Council and Petaluma Community Development Successor Agency:

Discussion and possible direction to require placement of story poles at the site of the hotel proposed at the corner of B Street and Petaluma Blvd. South.

Dated: July 27, 2023.

A handwritten signature in blue ink, appearing to read "Kym M. Hall", written over a horizontal line.

Dated: July 28, 2023.

A handwritten signature in blue ink, appearing to read "Chloe H. Hall", written over a horizontal line.

# Resolution No. 2005-200 N.C.S. of the City of Petaluma, California

## **RESOLUTION OF THE CITY COUNCIL OF PETALUMA ESTABLISHING A POLICY FOR PROPER INSTALLATION OF STORY POLES FOR SELECTED DEVELOPMENT PROJECTS**

**WHEREAS**, IN 2004 THE Planning Commission and the Site Plan and Architectural Committee (SPARC) developed and adopted a policy regarding the proper procedure to install story poles for selected development projects; and,

**WHEREAS**, the City Council expressed a desire to adopt a story pole policy that would be the officially recognized policy and procedure for the installation of story poles in the City of Petaluma.

**NOW, THEREFORE, BE IT RESOLVED** that the City Council hereby establishes a policy for the installation of story poles related to selected development projects. Specifically, the Council directs as follows:

### **POLICY ON THE PLACEMENT OF STORY POLES**

#### **I. PURPOSE**

To allow reviewing bodies and the public an opportunity to evaluate the potential visual effects of new development prior to construction.

#### **II. POLICY**

A. Require developers and property owners to place story poles at the site of future construction when deemed appropriate by the reviewing authority. For the purpose of this policy the reviewing authority may be the Community Development Department staff, the Planning Commission, the Site Plan and Architectural Review Committee (SPARC) or the City Council.

B. The poles shall be placed in a manner, which accurately depicts a proposed structure(s) location, mass, bulk, height, and other relevant information prior to action on a development application.

#### **III. PROCEDURE**

A. A development application for construction, requiring a discretionary action is received by the City for processing.

B. The Community Development Department staff shall discuss with the applicant the potential need to place story poles on the property prior to



action on the development application. If requested, a copy of this administrative policy will be provided to the applicant.

- C. The need for, and the placement of, story poles shall be as determined by the Community Development Department.
- D. This procedure does not prevent the Planning Commission, the Site Plan and Architectural Review Committee or the City Council from also directing the placement of story poles if deemed necessary.
- E. The information depicted by the placement of story poles may include, but not be limited to illustrating: the location, height, bulk, massing, finish floor height, grading and tree removal of proposed construction when viewed from the adjacent neighborhood or properties and in some instances, such as with hillside development, a large area of the community.
- F. In order to illustrate the information determined necessary by the reviewing authority, story pole placement may be as simple as placing several wooden poles at the perimeter of the proposed structure or a more complex arrangement of poles that may be connected by construction barrier tape or similar material to illustrate the full massing of the structure. Additional information corresponding to a handout described below may be required such as placing markings on the poles to note finish grade, finish floor height, parapet or eave height and maximum height of roof. The structure's footprint shall be outlined on the ground in chalk, tape or similar distinctive material.
- G. A reduced size (no larger than 11" x 17") story pole plan handout shall be provided to City staff to be distributed to the reviewing authority. The plan shall include adequate information to illustrate the orientation of the poles by a numbering system with corresponding numbers to those placed on the story poles. A simple roof plan outline shall be included. A legend shall be included which provides a graphic representation of a story pole with color or other markings to clearly demonstrate information such as finish grade, finished floor height, parapet or eave height and maximum height of roof.
- H. Once the story poles are in place, the poles shall be numbered and the applicant shall photograph the property in question to document the location of the poles from various vantage points as agreed to by the City. The photographs will serve as part of the record for visual assessment of the project.
- I. The applicant shall install the story poles and provide all required information at least 14 days prior to consideration by the reviewing authority. Staff will provide notice to the appropriate reviewing authority(ies) of the date story poles are to be placed at a project site. The required mailed public notice shall indicate when the story poles

will be in place and that a site plan handout, as described in G above, is available at the Community Development Department.


- J. A free standing informational sign, 4 feet by 8 feet shall be erected in a clearly visible and publicly accessible location on the project site at the time of story pole placement. The sign board shall be posted with an enlarged copy of the legal notice or other descriptive narrative, legible from a reasonable distance, and similarly sized site plan of the proposed project. Depending on the size of the project site, additional sign boards may be required at the discretion of the Community Development Department staff. Signs will be constructed with a clear plastic overlay to protect the posted information from the elements.

Under the power and authority conferred upon this Council by the Charter of said City.

**REFERENCE:**

I hereby certify the foregoing Resolution was introduced and adopted by the Council of the City of Petaluma at a Regular meeting on the 21<sup>st</sup> day of November, 2005, by the following vote:

Approved as to  
form:

  
City Attorney

**AYES:**

Canevaro, Mayor Glass, Healy, Nau, Torliatt

**NOES:**

None


**ABSENT:**


Vice Mayor Harris, O'Brien

**ABSTAIN:**

None

**ATTEST:**

  
City Clerk

  
Mayor










CA Licensed Contractors #897916  
All Areas | Licensed & Insured  
[info@californiastorypoles.com](mailto:info@californiastorypoles.com)  
(800) 987-8046

[CONTACT FORM >>](#)

## Story Pole Installation and Removal

We provide initial site analysis, story pole plan preparation, story pole installation, and story pole certification. Our experienced crews will accurately and expeditiously install your story poles to make your projects first impression a good one.



Story Pole Installation and Removal | Depicting Proposed Construction  
Serving Central / Southern California - Offices in San Francisco, Los Angeles, and San Diego



(800) 987-8046

[info@californiastorypoles.com](mailto:info@californiastorypoles.com)

[FREE ESTIMATES CLICK HERE>>](#)

**WE BEAT ALL WRITTEN  
ESTIMATES**



Story poles are frequently required for both residential and commercial projects within coastal view areas, mountain view areas, view corridors, and community design review jurisdictions. California Story Poles will accurately, quickly, and professionally install your story pole project. After all, this is typically the first impression your future neighbors will have on your project. We provide Fast, Professional, and Accurate Story Pole Installation and Removal Services. Contact us today for a free installation quote. [CONTACT US>>](#)

The requirement to erect story poles to depict the general size, massing, and scale of a project during the design review process has become increasingly popular for proposed development in areas with view preservation concerns. Once final elevations for proposed ridge lines are established, a framework of poles is erected and connected with a band of construction mesh. When completed the story poles create an accurate silhouette of the proposed project and give a good indication of the size, scale, and massing of the project to follow.

### Services

- Story Pole Plan Preparation Service
- Story Pole Survey / Layout Services
- Story Pole Installation and Removal Services
- Vacant Property Installation - Second Story Installations
- Story Pole Certification Letter Coordination with Owners Consultants / Land Surveyor
- View Corridors, Scenic Corridor, Community Review Planning Department Review
- HOA's - Homeowner's Association - Board of Architectural Review Board (ARB)
- View Protection Ordinances and Guidelines
- View Protection Ordinance - Protection of Views
- Design Revisions - Adjustments to Story Poles - Story Pole Requirements

### [Recent Residential Story Pole Projects >>](#)





We specialize in story pole installation and removal. From small additions, to multi structure developments, call us to schedule your story pole installation today. Fast, Professional, and ACCURATE Story Pole Installation and Removal Service. **[CONTACT US>>](#)**

California State Contractors  
License #897916

California Story Poles  
Story Poles Installation & Certification  
Licensed, Bonded, and Insured

T (800) 987-8046  
Email [info@californiastorypoles.com](mailto:info@californiastorypoles.com)

© 2021 [California Story Pole Installation](#) | [Southern California Story Pole Installation](#) | [Los Angeles Story Pole Installer](#) | [Orange County Story Poles OC](#) | [Huntington Beach](#) | [Hermosa Beach](#) | [Manhattan Beach](#) | [Playa del Rey](#) | [Beverly Hills Story Poles](#) | [Rancho Palos Verdes](#) | [Del Mar Story Poles](#) | [Huntington Beach Story Pole Installer](#) | [Dana Point Story Poles](#) | [Newport Beach Story Poles](#) | [Seal Beach](#) | [Encinitas](#) | [Laguna Beach](#) | [Costa Mesa Story Poles](#) | [La Jolla](#) | [Sunset Beach](#) | [Los Gatos Story Pole Policy](#) | [Cupertino](#) | [Palo Alto](#) | [Montecito](#) | [Santa Barbara Story Pole Installation Company](#) | [Los Altos Hills Story Poles](#) | [Half Moon Bay](#) | [Story Poles Mammoth Lakes](#) | [Santa Cruz](#) | [Santa Clara County Storypoles](#) | [Santa Fe](#) | [Mill Valley](#) | [Emeryville](#) | [PCH Poles](#) | [Petaluma](#) | [Orinda Story Pole Installer](#) | [Carlsbad Story Pole](#) | [Solana Beach](#) | [La Canada Story Poles](#) | [La Canada Flintridge](#) | [Pacific Palisades](#) | [Dana Point](#) | [Brisbane](#) | [City of Larkspur](#) | [Glendale Story Pole Installer](#) | [San Diego Story Pole Installation](#) | [San Clemente](#) | [Belvedere](#) | [San Carlos](#) | [Monte Sereno](#) | [Capistrano](#) | [El-Cerrito](#) | [Petaluma](#) | [Richmond](#) | [Marin](#) | [Sausalito](#) | [San Luis Obispo](#) | [Half Moon Bay](#) | [Town of Hillsborough](#) | [City of Saratoga](#) | [San Mateo County](#) | [Burton Ridge](#) | [San Rafael](#) | [Berkeley](#) | [City of La Habra Heights Story Poles](#) | [San Francisco Story Pole Installation Company](#) | [San Carlos](#) | [Palm Desert](#) | [Goleta](#) | [Palm Springs](#) | [Sun Valley](#) | [Beaufort](#) | [Albany](#) | [Florence](#) | [Grover Beach](#) | [Healdsburg](#) | [Moraga](#) | [Seaside](#) | [Pinole](#) | [Long Beach](#) | [Rancho Estates](#) | [Big Sur](#) | [Los Cerritos](#) | [Belmont](#) | [Burlingame](#) | [Calabasas Storey Polls](#) | [Bolinass Storey Polls](#) | [Tiburon](#) | [Cotati](#) | [Oak Grove](#) | [C-Story Poles](#) | [Pleasanton](#) | [Dillon Beach](#) | [Piedmont](#) | [Menlo Park](#) | [Clayton](#) | [Martinez](#) | [Novato](#) | [Pleasanton](#) | [Mission Viejo](#) | [Moraga Story Pole](#) | [San Clemente](#) | [Lafayette](#) | [Monterey](#) | [Pacific Grove](#) | [Oceano](#) | [Morro Bay](#) | [Oceanside](#) | [Laguna Beach Story Pole Installation](#) | [Long Beach Story Pole Installation Contractor](#) | [County of Santa Clara Story Poles](#) | [Orange County Story Pole Installer](#) | [PCH Poles](#) | [Pasadena](#) | [Corte Madera Story Pole Installation](#) | [Brisbane](#) | [Saratoga Storypole](#) | [La Harba Heights Storypole](#) | [Miramar Story Pole Installation](#) | [San Francisco Story Pole Installation Company](#) | [Ventura C Story Poles](#) | [Santa Barbara](#) | [South Coast Story Poles](#) | [Guidelines](#) | [Mulholland Design Review Board Guidelines](#) | [LA Story Poles](#) | [Palm Springs Story Poles](#) | [Portola Valley Story Pole Contractor](#) | [Petaluma Story poles](#) | [Seaside Story poles](#) | [Carmel Story poles](#) | [coastalstorypoles](#) | [silhouettebuilders](#) | [blake story poles](#) | [coastline storypoles](#) | [Richmond Story poles](#) | [Laguna Niguel Story poles](#) | [Rolling Hills Estates Story poles](#) | [Malibu Story poles](#) | [Planning Commission](#) | [Spider-Map](#) | [Sitemap](#)



